

**FEM-E1011-Familie
LWL-Sender 660 nm
70 MHz**

VORLÄUFIG!



Anwendungen:

- Für POF- und HCS-Fasern
- 70 MHz
- Übertragungstrecke bis zu 100m

Merkmale:

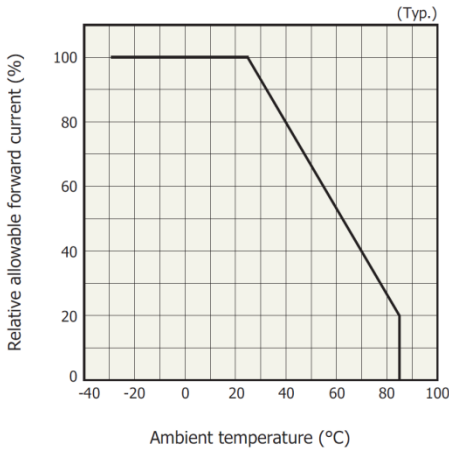
- SMA- oder ST-Anschluss
- Robuste Metall-Gehäuse
- für Frontplatten- oder Platinenmontage geeignet
- RoHS-konform

**Absolute maximum ratings
Electrical and optical characteristics (Ta=25 °C)**

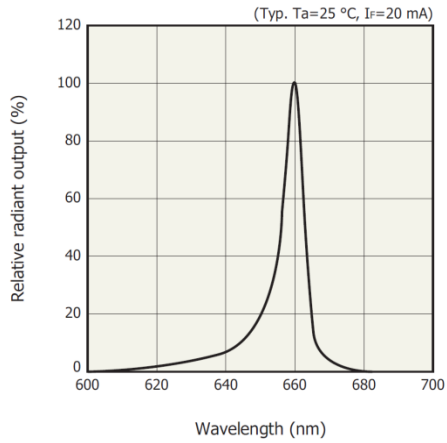
Maximum Ratings		min	typ	max
Reverse Voltage	[V]			3
Forward Current	[mA]			50
Forward Current (85 °C)	[mA]			10
Pulsed Forward Current *1	[mA]			80
Storage Temp.	[°C]	-40		+100
Operating Temp.	[°C]	-30		85
*1: Pulse width: 1µs, Duty ratio=50 %				
E/O characteristics, I _F = 20 mA		min	typ	max
Cut-Off-Frequency *2	[MHz]	60	70	
Forward Voltage	[V]		1,9	2,4
Reverse Current	[µA]			10
Fiber Coupled Power POF *3	[µW]	700		
Spectral Half Width Δλ	[nm]		10	
Peak Emission Wavelength	[nm]	640	660	670
*2: Frequency at which the radiant output drops by 3 dB compared to the output at 100 kHz				
*3: 1 mm POF-fiber				

Ing.-Buero Heintl GmbH
Bachstrasse 5
D-85406 Zolling
Tel. ++49 8167 69525
Fax. ++49 8167 69524
info@FEM-Heintl.de
www.FEM-Heintl.de

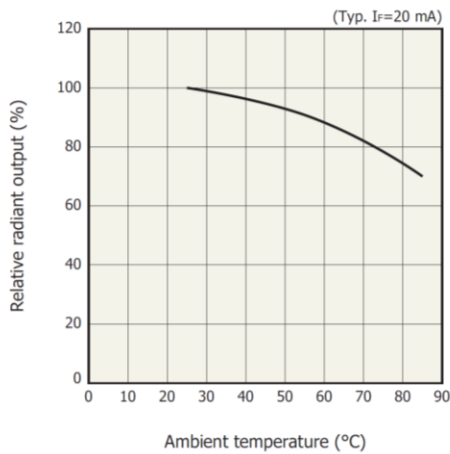
Allowable Forward Current vs. Ambient Temperature:



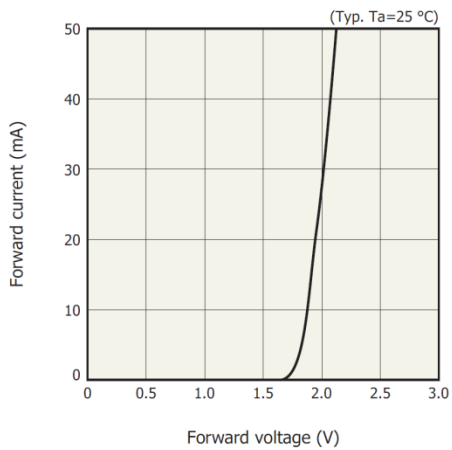
Emission Spectrum:



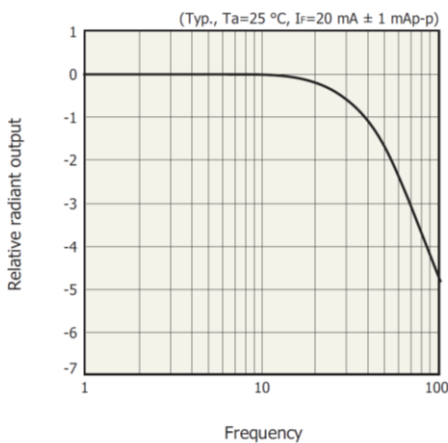
Radiant Output vs. Ambient Temperature:



Forward Current vs. Forward Voltage:



Frequency Characteristic:



Varianten und Masszeichnungen:

